

# AMS PERFORMANCE 2022+ SUBARU WRX SS BRAKE LINES

## INSTALL INSTRUCTIONS

Subaru WRX 2022+ (VB)

### Introduction ///

The goal of AMS Performance is to provide the highest quality, best performing products available. By utilizing research and development, and rigorous testing programs AMS Performance will never compromise the quality or performance of our products. In addition, AMS Performance will only provide the finest customer service offering only parts and advice that are in the best interests of the customer. AMS Performance was built on a foundation of integrity. This is who we are. This is what you can count on.

A vehicle modified by the use of performance parts and tuning may not meet the legal requirements for use on public roads. AMS Performance makes no claims of compliance unless otherwise stated on a per-product basis. Use or installation of performance parts and tuning may adversely affect the drivability and reliability of your vehicle, and may also affect or eliminate your insurance coverage, factory warranty and new OEM part warranty. There is no stated or implied guarantee by AMS of continued OEM vehicle warranty, insurance coverage, or emissions compliance, due to the stress placed on your vehicle by performance parts and our inability to monitor its use, tuning or modification.

These instructions are not intended to be a comprehensive guide for installation as there are many variables that may affect your particular vehicle, including but not limited to model year differences, sub-model/trim/optional equipment differences, the presence of non-OEM parts, or other modifications that may have previously been completed. A basic understanding of automotive parts and systems and novice mechanical skills should be all that is necessary for installation, but certain circumstances may necessitate professional installation.


AMS Performance is committed to providing quality support for our products. If you are in need of technical support, installation help, or a replacement component, our Customer Service Team is available directly via telephone at 847-709-0530, or digitally via the contact form linked here: [amsperformance.com/support](https://amsperformance.com/support)

### Table of contents ///

2. Stock Line Removal
6. AMS SS Brake Line Install

## STOCK LINE REMOVAL **///**

1. Begin with the left front wheel. Loosen the soft line from the hardline fitting (Figure 1) and from the caliper (Figure 2)



2. Remove the clip retaining the line to the chassis (Figure 3).



3. Remove the bolt holding the line to the suspension (Figure 4). Remove the line. Repeat steps 1 - 3 for the other side.



4. Moving to the rear lines. Loosen the softline from the hardline (Figure 5) and from the caliper (Figure 6).




Figure 5



Figure 6

5. Remove the clip retaining the line (Figure 7).



Figure 7

6. Remove the bolt holding the line to the knuckle (Figure 8). Remove the line. Repeat steps 4 - 6 for the other side.




Figure 8

## AMS SS BRAKE LINE INSTALL **///**

7. Begin with the front left line, install in the reverse order of step 1 - 3 (Figures 9 through 11). Repeat for the other side.



Figure 9





Figure 10



Figure 11

8. After installing the front lines put on the front wheels and check that the new brake line will not rub on the barrel of the wheel. Do a complete lock to lock sweep to be sure of no contact. If the line does touch the wheel simply pull the line through the grommet. (The line may not move easily, to lower the risk of tearing the grommet apply some silicone based lubricant to the grommet before trying to pull on the line.)(Figures 12 & 13 show a line that is too close to the barrel of the wheel)







9. Figure 14 shows a line that is an appropriate distance away from the wheel.



Figure 14

11. Moving to the rear, install the new lines in the reverse order of steps 4 through 6. (Figures 15 through 17)





12. Bleed brakes according to the factory manual. This completes the install, enjoy your new AMS Performance SS Brake Lines!