



## INSTALLATION GUIDE

### **2008-> Audi S5 4.2L S-FLO Intake Kit**

**FOR RACING USE ONLY**

Congratulations on your purchase of the AWE Tuning S-FLO Intake for the 2008-> Audi S5 4.2L.

Exquisite build quality with industry leading performance distinguishes this intake kit from all others.

**Contact us with any installation questions.**

215-658-1670

[AWE-Tuning.com](http://AWE-Tuning.com)

[performance@AWE-Tuning.com](mailto:performance@AWE-Tuning.com)

## PARTS AND TOOL LIST

- 1 AWE Tuning air filter
- 1 AWE Tuning silicone intake hose
- 2 90-110 hose clamps
- 2 M4 hex socket bolt

### Required tools:


- Flat tip screwdriver
- 3mm hex key
- T15 Torx
- T25 Torx

### Step 1

Open the hood.


Remove the decorative engine cover.

Disconnect the factory rubber hose and plastic fitting from the intake tube, at arrows in **Figure 1**.



### Step 2


Next unclip all rubber lines from the intake tube, at arrows in **Figure 2**.



### Step 3

Using a flat tip screw driver, loosen the hose clamps, at **arrows A** in **Figure 3**, and remove the hose.

Unplug MAF sensor, at **arrow B** in **Figure 3**.



## Step 4

Using a T25 Torx bit remove the air box lid and filter assembly.




Figure 4

## Step 5

Release the two metal clips holding the MAF housing to the lid. Next, using a T15 Torx bit, remove the two screws securing the air filter element to the lid.

Remove and discard the large rubber o-ring beneath the air filter element.




Figure 5

## Step 6

Install the AWE Tuning S-FLO air filter into the airbox lid by lining up the rubber bosses on the filter with the openings in the airbox lid.




Figure 6

Use the supplied M4 bolts to secure the filter to the lid.





Figure 7


## Step 7

Reinstall the MAF housing. Then reinstall the lid and filter assembly back in the car.




## Step 8

Using the supplied 90-110 hose clamps, install the AWE S-FLO hose.



## Step 9

Reinstall the factory rubber hose and plastic fitting near the throttle body.



This is a re-usable air filter that can be cleaned when dirty and put back into service.

Please inspect the air filter element every 25,000 miles for integrity. Clean every 50,000 miles under normal operating conditions, sooner in dusty conditions. Contact AWE Tuning to purchase a filter maintenance kit.



Any questions or comments,  
please do not hesitate to contact us:

1-888-565-2257

[AWE-Tuning.com](http://AWE-Tuning.com)

[performance@AWE-Tuning.com](mailto:performance@AWE-Tuning.com)



AWE Tuning  
2385C Maryland Road  
Willow Grove, PA 19090  
215-658-1670  
performance@AWE-Tuning.com

Thank you for choosing AWE Tuning as your performance automotive parts supplier. Please remember that a performance car is only as strong as its weakest link. Therefore, it is vital that you maintain your vehicle to factory specifications.

**By installing or using the purchased product, the Consumer accepts this warranty and any specific Manufacturer warranties enclosed.**

## Limited Warranty

The following warranty is valid only in the United States.

The Manufacturer's full warranty applies to all products sold.

Secor Ltd. (AWE Tuning) warrants to the original retail purchaser (Consumer) this product (S5 4.2L S-FLO Intake Kit) against manufacturing defects for one year from date of original purchase.

Upon verification of warranty coverage, AWE Tuning will repair or replace the defective product at their discretion, without charge. This is the only remedy the Consumer has for any loss or damage, however arising, due to nonconformity in or defect of the product. This warranty does not cover consequential damage, loss of time or revenues, inconvenience, loss of use of vehicle, shipping costs, damage to the vehicle or components, or other incidental or indirect damage.

All warranties are void if the product was not installed by a certified auto mechanic, improperly serviced, modified, or used in a way not intended by the Manufacturer. Use of product in Motorsports or Racing conditions is grounds for warranty denial. Motorsports and Racing is an inherently abusive operational condition, and it is impossible to warranty for this type of usage.

The Consumer is responsible for ensuring that the product is installed in a safe and proper manner, and should cease usage of the product immediately if an unsafe or improper condition is noted. If an unsafe or improper condition is noted, the Consumer should then immediately contact the facility where the product was installed or AWE Tuning directly.

Please contact the original place of purchase for any warranty claims or explanations of this document.