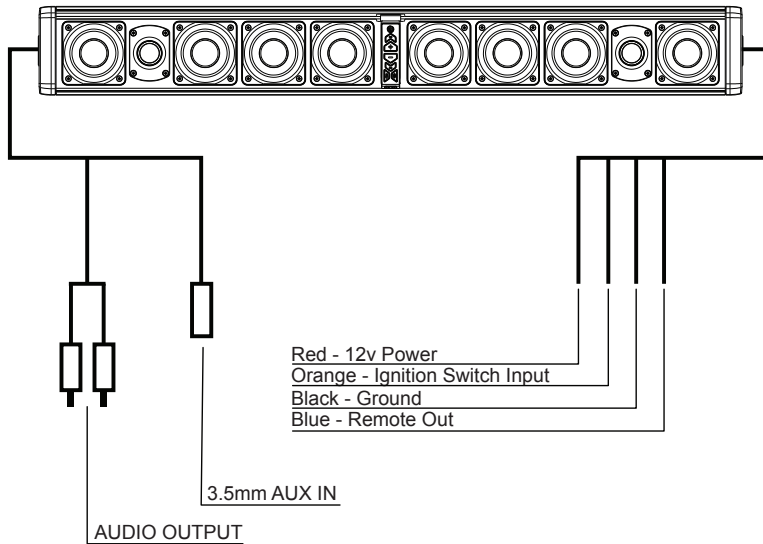


Congratulations on your choice of MB Quart Nautic Sound Bars. This "Quick Start" Installation guide is meant to help you complete a basic installation. For more detailed information about the product, please visit our website at [MBQuart.com](http://MBQuart.com)

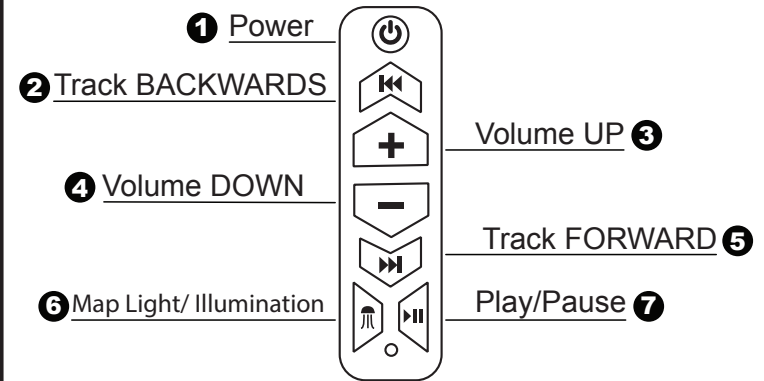
## Wiring

The wiring and connections should be secure and away from any moving parts or extremely hot surfaces.



## Controls

- 1 Power - Will turn the unit on or off / Five second hold/ quick push will switch inputs.
- 2 Track BACKWARDS - Press to restart the current track or to back up to previous tracks.
- 3 Volume UP - Each press will increase the volume.
- 4 Volume DOWN - Each press will decrease the volume.
- 5 Track FORWARD - Press to advance to the next track.
- 6 Map Light / Illumination - Turn on Map Light, cycle through illumination settings.
- 7 PLAY / PAUSE - Press once to pause. Press again to play.



## Bluetooth Device Pairing

**The pairing process can vary based on your particular device. Refer to the operating instructions of your device. Below is the general process to connect.**

During unit power up, the blue LED on the bottom of the control panel will blink indicating that it is in Bluetooth search mode.

During this process "MB Quart" should show up in your list of Bluetooth devices when the search has connected with your device. When the connection is made the blue LED will change to a solid color.

Once a device has been paired, the unit will reconnect at power up to that device when in range.

To connect to a different device, the first device will need to be disconnected.

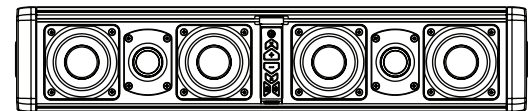
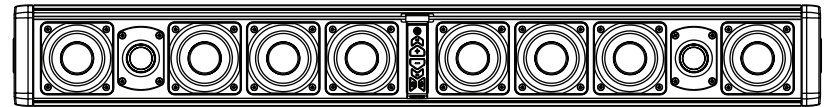
When a phone call is received, the audio signal will mute but not disconnect.

To switch to 3.5mm press the power button quickly.

To switch back to BT press the power button again quickly.



## Quick Start Installation Guide



### WARRANTY

Maxxsonics USA Inc. warrants this product, to the original consumer purchaser, to be free from defects in material and workmanship for a period of one (1) year from the date of purchase. Maxxsonics USA Inc. will, at its discretion, repair or replace defective products during the warranty period. Components that prove to be defective in materials and workmanship under proper installation and use must be returned to the original authorized Maxxsonics USA Inc. retailer from where it was purchased. A photocopy of the original receipt must accompany the product being returned. The costs associated with removal, re-installation and freight are not the responsibility of Maxxsonics USA Inc. This warranty is limited to defective parts and specifically excludes any incidental or consequential damages connected therewith. To view the full warranty, please visit the website.

MB Quart products are designed and engineered in the USA by

**MAXXSONICS**  
www.maxxsonics.com

MBQ NAUTIC SBAR QSG 01 - rev1

Nautic  
NSB6V1 / NSB10V1  
Soundbars