



ORACLE LIGHTING

2015-2017 FORD MUSTANG

DYNAMIC RGB+A HEADLIGHTS #8199-332



PRODUCT OVERVIEW:

- Dynamic™ LEDs can make a Variety of LED Colors and Patterns.
- Color and Patterns are controlled through the Smartphone App.
- These features are for "show use" and is not intended for on-road use.
- Control in the App by selecting the SP105E Device when you open the App.
- Be sure "Location Services" is turned ON in the Phone Settings Menu.
- Connect to Bluetooth Device in the App- Do not connect in the Phone Settings.



DOWNLOAD
MAGIC LED
SMARTPHONE
APP

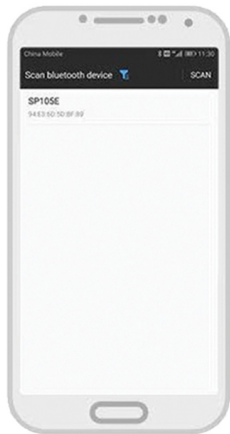


ANDROID



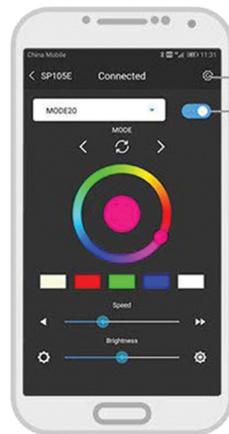
IPHONE

CONNECTING THROUGH THE APP:



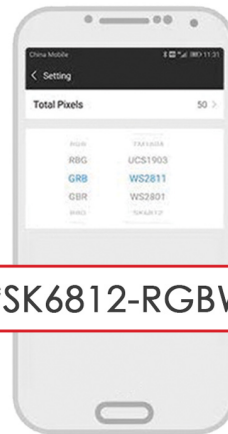
1

Connect Device in App Settings.
(Not in the Phone Settings)



2

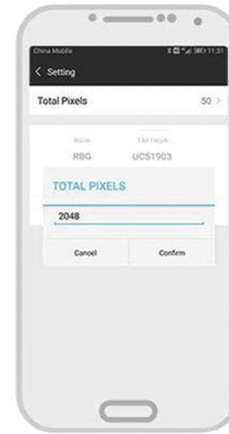
Turn on Device once Connected.
Then Click Settings to Adjust.



3

SK6812-RGBW

Set Protocol and Color to match
device specifications if needed.



4

If pattern on Device is not even
adjust Pixel # to total # of LEDs.

WATCH THE OVERVIEW VIDEO:



WATCH
THE
VIDEO

vimeo

VIMEO.COM/381547505

ORACLE
LIGHTING

www.oraclelights.com

© 2019 ORACLE LIGHTING

4401 Division St.
Metairie, LA 70002
P: 1(800)407-5776
F: 1(800)407-2631

ORACLE LIGHTS

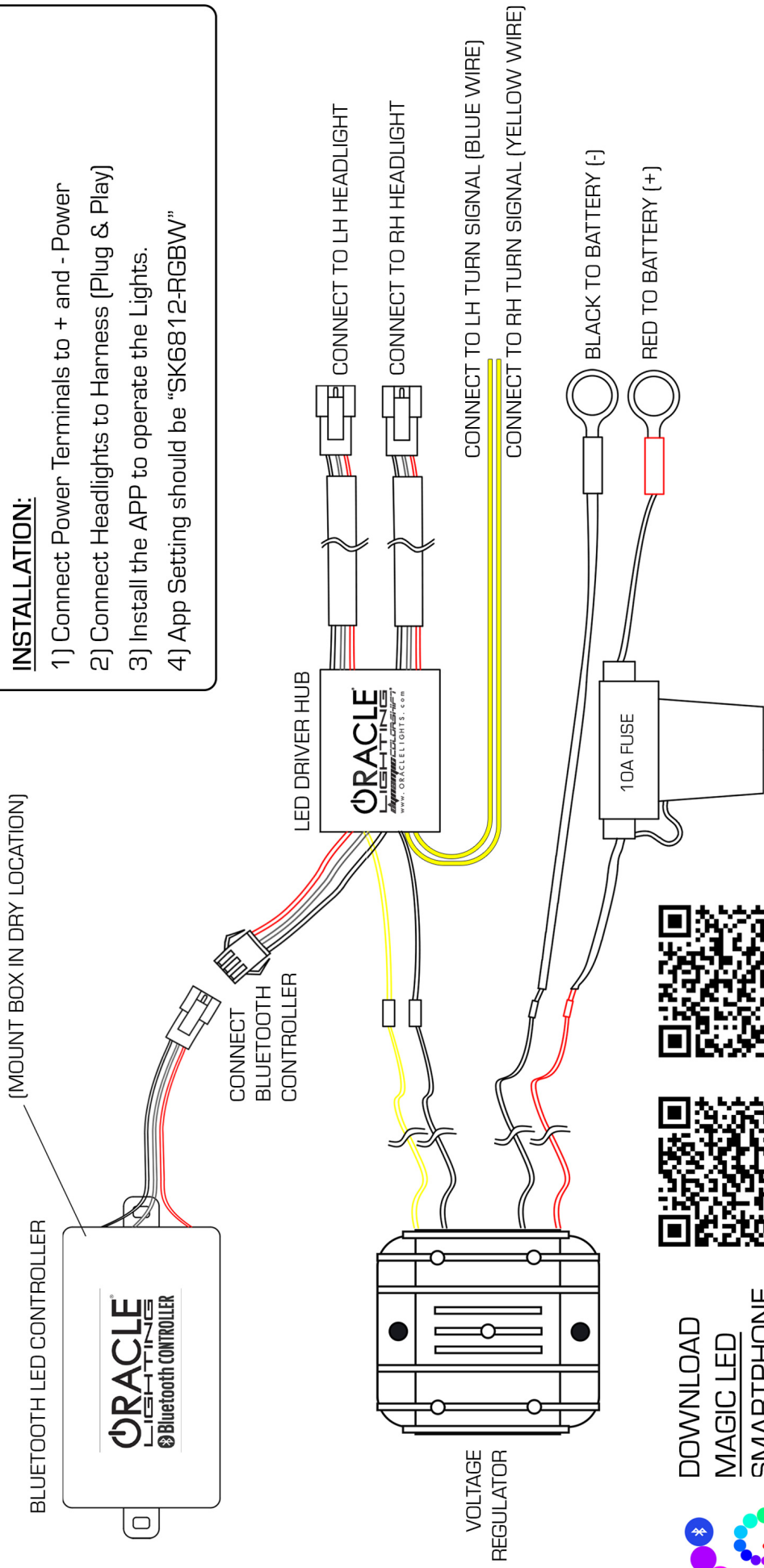
DUHAWPERSHIP

WIRING CONNECTION DIAGRAM WITH BLUETOOTH CONTROLLER

PART# 8199-332

INSTALLATION:

- 1) Connect Power Terminals to + and - Power
- 2) Connect Headlights to Harness (Plug & Play)
- 3) Install the APP to operate the Lights.
- 4) App Setting should be "SK6812-RGBW"



IPHONE



ANDROID

DOWNLOAD
MAGIC LED
SMARTPHONE
APP

